


# How to Plan Discussion-Based Lessons for Diverse Language Learners



## Content-Area Conversations: How to Plan Discussion-Based Lessons for Diverse Language Learners

by Douglas Fisher

★★★★☆ 4.3 out of 5

Language : English  
File size : 3748 KB  
Text-to-Speech : Enabled  
Screen Reader : Supported  
Enhanced typesetting : Enabled  
Word Wise : Enabled  
Print length : 174 pages



Discussion-based lessons are a valuable tool for developing students' critical thinking, communication, and collaboration skills. However, it can be challenging to plan and facilitate these lessons in a way that is inclusive and effective for all students, especially for diverse language learners.

This article will provide a comprehensive guide for teachers on how to plan and facilitate discussion-based lessons that are accessible and engaging for all students. We will cover the following topics:

- Creating a supportive and inclusive classroom environment
- Selecting topics that are relevant and meaningful to students
- Differentiating instruction to meet the needs of all learners

- Providing scaffolding and language support
- Fostering cultural awareness and equity

## **Creating a Supportive and Inclusive Classroom Environment**

The first step in planning discussion-based lessons for diverse language learners is to create a supportive and inclusive classroom environment. This means creating a space where all students feel respected, valued, and comfortable participating in discussions.

Here are some tips for creating a supportive and inclusive classroom environment:

- **Establish clear expectations for behavior and participation.** Make sure that all students know what is expected of them during discussions. This includes things like listening respectfully to others, taking turns speaking, and staying on topic.
- **Create opportunities for all students to participate.** Don't just call on the same students all the time. Make an effort to give everyone a chance to share their thoughts and ideas.
- **Be patient and supportive.** It may take some students more time to process information and formulate their thoughts. Be patient and give them the time they need.
- **Celebrate diversity.** Make it clear that you value the diversity of your students' backgrounds and experiences. Encourage students to share their own perspectives and to learn from each other.

## **Selecting Topics That Are Relevant and Meaningful to Students**

The next step is to select topics that are relevant and meaningful to your students. This will help to engage their interest and make them more likely to participate in discussions.

Here are some factors to consider when selecting topics for discussion-based lessons:

- **Students' age and grade level.** The topics you choose should be appropriate for the age and grade level of your students.
- **Students' prior knowledge and experiences.** Choose topics that your students have some prior knowledge of or that are related to their own experiences.
- **Students' interests.** Consider your students' interests when selecting topics. This will help to keep them engaged and motivated.
- **Curriculum requirements.** Make sure that the topics you choose align with the curriculum requirements for your grade level and subject area.

## **Differentiating Instruction to Meet the Needs of All Learners**

Once you have selected your topics, the next step is to differentiate instruction to meet the needs of all learners. This means providing different levels of support and scaffolding to students based on their individual needs.

Here are some strategies for differentiating instruction in discussion-based lessons:

- **Provide visual aids.** Visual aids, such as charts, graphs, and images, can help students to understand the topic and to follow the discussion.
- **Use clear and concise language.** Avoid using jargon or technical terms that your students may not understand.
- **Break down complex concepts into smaller steps.** This will help students to understand the material more easily.
- **Provide opportunities for practice.** Give students opportunities to practice what they have learned in a low-stakes environment, such as in small group discussions or writing assignments.
- **Provide feedback.** Give students feedback on their participation in discussions. This will help them to identify their strengths and areas for growth.

## **Providing Scaffolding and Language Support**

In addition to differentiating instruction, it is important to provide scaffolding and language support to diverse language learners. This will help them to participate in discussions and to access the content of the lesson.

Here are some strategies for providing scaffolding and language support in discussion-based lessons:

- **Use clear and concise language.** Avoid using jargon or technical terms that your students may not understand.
- **Provide opportunities for students to ask questions.** This will help them to clarify their understanding of the topic.

- **Provide visual aids.** Visual aids, such as charts, graphs, and images, can help students to understand the topic and to follow the discussion.
- **Provide sentence starters.** Sentence starters can help students to formulate their thoughts and to participate in discussions.
- **Provide peer support.** Pair up students who are native English speakers with students who are learning English. This can provide opportunities for students to practice their English skills and to get support from their peers.

## **Fostering Cultural Awareness and Equity**

Finally, it is important to foster cultural awareness and equity in discussion-based lessons. This means creating a space where all students feel respected and valued, regardless of their cultural background or language abilities.

Here are some strategies for fostering cultural awareness and equity in discussion-based lessons:


- **Recognize and value the diversity of your students' backgrounds and experiences.** Make it clear that you value the diversity of your students' backgrounds and experiences. Encourage students to share their own perspectives and to learn from each other.
- **Be aware of your own cultural biases.** Everyone has cultural biases, it is important to be aware of your own cultural biases and how they might impact your interactions with students.
- **Create a safe space for students to share their thoughts and ideas.** Make sure that all students feel comfortable sharing their

thoughts and ideas, regardless of their cultural background or language abilities.

- **Challenge stereotypes and assumptions.** Challenge stereotypes and assumptions about different cultures. Help students to understand that there is no one right way to think or to be.
- **Promote cross-cultural understanding.** Promote cross-cultural understanding by providing opportunities for students to learn about different cultures and to interact with people from different cultures.

Discussion-based lessons can be a valuable tool for developing students' critical thinking, communication, and collaboration skills. However, it is important to plan and facilitate these lessons in a way that is inclusive and effective for all students, especially for diverse language learners.

By creating a supportive and inclusive classroom environment, selecting topics that are relevant and meaningful to students, differentiating instruction to meet the needs of all learners, providing scaffolding and language support, and fostering cultural awareness and equity, you can create discussion-based lessons that are accessible and engaging for all students.



## Content-Area Conversations: How to Plan Discussion-Based Lessons for Diverse Language Learners

by Douglas Fisher

★★★★☆ 4.3 out of 5

Language : English

File size : 3748 KB

Text-to-Speech : Enabled

Screen Reader : Supported

Enhanced typesetting : Enabled

Word Wise : Enabled

Print length : 174 pages


FREE

DOWNLOAD E-BOOK



## Unveiling the Enchanting Tale of Plant Reproduction: A Journey through the Botanical Realm

Plants, the silent yet vibrant guardians of our planet, play a pivotal role in sustaining life on Earth. Their ability to reproduce is crucial for maintaining the...



## Master International Marketing in 100 Minutes: A Comprehensive Guide

Expanding your business globally presents an exciting opportunity for growth, but also a unique set of challenges. International...